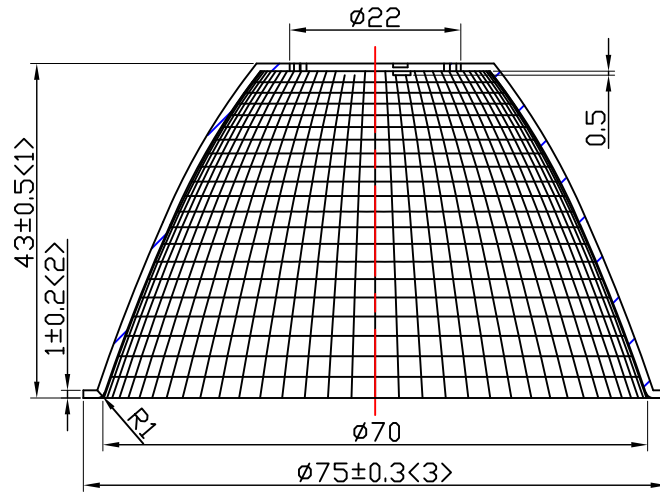
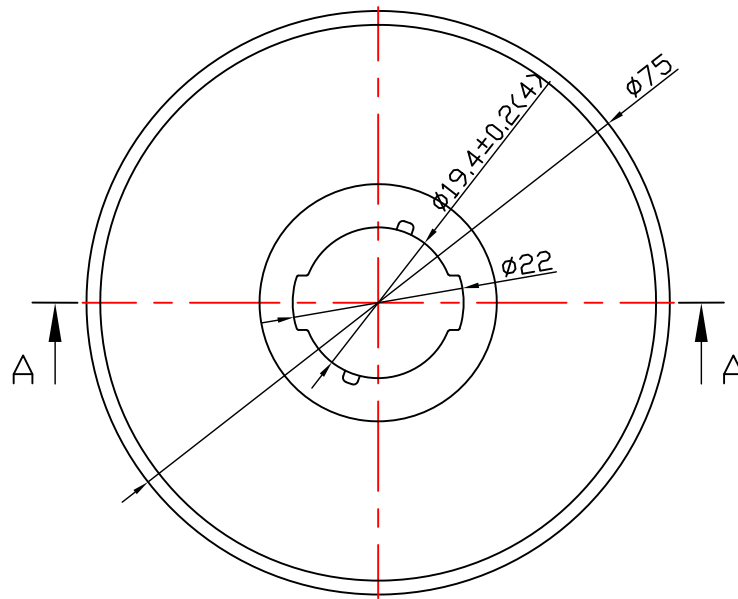


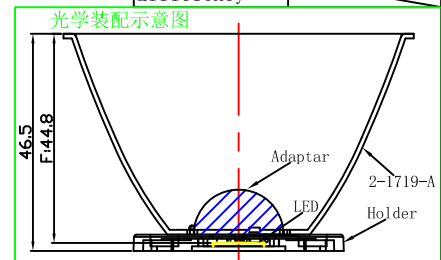
Table for unmentioned tolerance in the drawing (unit: mm)			punch angle tolerance in the drawing (unit: degree)		
0-5	5-30	30-120	0-10	10-50	50-120
±0.15	±0.2	±0.5	±1°	±0.5°	±0.3°
120-250	250-400	400-700	120-250	250-360	360 above
±0.8	±1.5	±2	±0.2°	±0.166°	±0.083°



A - A



Light Source	CITIZEN LCN-C01B LES10.9
Plastic Holder	92.70.150.00
Adaptar	92.70.152.00
Metal Adapter	
Design Angle	$13^\circ \pm 3^\circ$
Measured Angle	$13.3^\circ$
Efficiency	



Material: T=1.0  
1090AL

**Nata**<sup>®</sup>  
**NATA Lighting Co., Ltd**

Mark	Amended Times	Amended Content		Signature	Amended Date	Customer Item	
Control Version	A0	Design Version	K0	Client Version		Customer Code	NT
Designer		Drawing by		Proportion	1:1	Product Number	
Technology		Auditor		View		Product Name	2-1719-A
Approval		Date	2018.02.07	Page	Total Page		